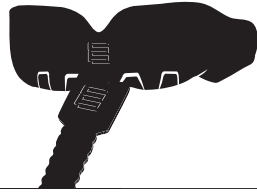
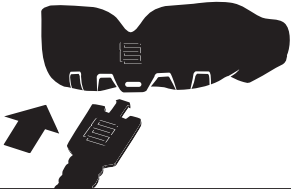
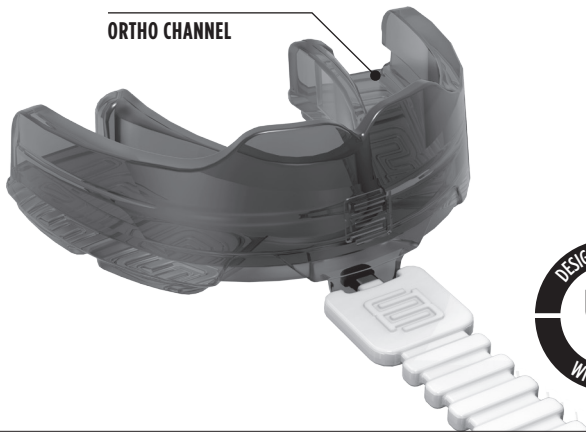


FITTING INSTRUCTIONS




- 1 Fit the strap to the Mouthguard by pushing the end of the strap into the hole on the front of the mouthguard.

- 2 There is no boiling or custom fitting required with this Lithos Convertible mouthguard. Place mouthguard in your mouth and carefully fit over the fixed braces ensuring the braces align with the Ortho Channel. This mouthguard will fit securely and comfortably when properly positioned.



- 3 Take care when removing mouthguard so as not to dislodge braces.
- 4 This Lithos Convertible mouthguard does not require any 'finishing', i.e. no trimming is permitted to assist with fit and comfort.

- 5 Attach the mouthguard strap to your helmet by threading the open end of the strap over the bottom bar of the helmet grill and then back underneath, before fixing the end inside the groove in the middle of the strap.



Do not throw this leaflet away as it contains information that is important to the user.

WARNING!

Please ensure that you have read and fully understood the following safety precautions and user guide before using this mouthguard:

This mouthguard is suitable for use with braces, consult a dentist or orthodontist fitting a brace or other device to the teeth concerning the suitability of this mouthguard, this mouthguard should not be used unless approved by the person fitting the brace.

DO NOT chew your mouthguard.

If your mouthguard is chewed and/or is not used as intended, then its effectiveness in terms of fit, protection and durability will be greatly reduced. Please carefully follow the fitting instructions overleaf. The intended user of this Lithos Convertible mouthguard must ensure that they add their name to the label located inside the mouthguard box and in the area provided below in the Mouthguard User Guide.

This Mouthguard must not be used by any person other than the named person detailed in the Mouthguard User Guide and on the Mouthguard Box

For wearers whose jaw is still in growth, primary dentition exfoliation and secondary dentition eruption, the fit of the mouthguard must be checked regularly by a responsible guardian. If the mouthguard is found to be loose or tight fitting, to the teeth or gums, it must be replaced.

MOUTHGUARD USER GUIDE

- **This mouthguard is suitable for use with braces, consult a dentist or orthodontist fitting a brace or other device to the teeth concerning the suitability of this mouthguard, this mouthguard should not be used unless approved by the person fitting the brace.**
- This packaging contains important information and must be retained for future reference.
- This Lithos Convertible (Ready-Made Type Mouthguard) has passed DD 253: 2001 and achieved Performance Level 2 impact tests for people playing lesser contact sports and recreations such as Baseball, Basketball, Cricket, Football, Hockey, Lacrosse, Martial Arts, Rugby and other contact sports.
- There are two levels of the Impact Performance Level allocated to DD 253: 2001 approved Mouthguards, namely 1 and 2, where Level 1 offers the lowest level of protection and Level 2 offers the highest level of protection.
- When choosing a mouthguard please select a mouthguard of appropriate size and type based on the age range information provided by the manufacturer. Please ensure that the mouthguard you have chosen is of the correct type and performance level related to the sport and recreation that you will be using the mouthguard for. A list of all the sporting activities that this mouthguard is intended to be suitable for is provided.
- For full details of fitting, please see Fitting Instructions overleaf.
- For those whose jaw is still growing, the fitting of the mouthguard should be checked regularly. The mouthguard will need to be replaced if it no longer fits properly.
- Please consult your dental surgeon or orthodontist before use if you intend to use this mouthguard as a night guard.
- This mouthguard is made from a medical grade Silicone Rubber.
- The Box supplied provides secure, clean storage for your mouthguard. The Mouthguard should be kept in the box when not in use. Use fresh water (do not exceed 35°C/95°F) to wash both mouthguard and case after each use. Dry thoroughly before storage.
- This Lithos Convertible Mouthguard is for the sole use of _____ From the following date / /
- Dependent upon the regularity and severity of use, Makura Sport recommends that your mouthguard should be replaced every 2 years, however you must visually check your mouthguard after each use. If the biting surface is worn, cracked or split the mouthguard should be replaced immediately.
- If the mouthguard causes sensitization or allergic reaction, or if you experience discomfort after wearing your mouthguard, medical attention should be sought immediately.
- This Ready-Made Type mouthguard has been tested and certified by SATRA Technology Centre Ltd, Wyndham Way, Telford Way Industrial Estate, Kettering, Northamptonshire NN 16 8SD, United Kingdom (Notified Body Number 0321).

This mouthguard does not contain Latex. The materials used are not currently known to cause allergic reactions or sensitization.